



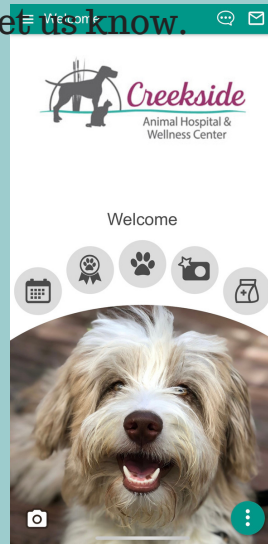
We have an App for that!



We highly recommend you download and use it, if at all possible. To get started, go to apple App Store or Google Play and find it under "CreeksideAH" with our logo. Make sure you sign up using the email address we have on file. It may be downloaded and used on multiple family member's phones, but be sure to use the same email and password. Give the software 24-48 hours to connect up to our veterinary software, then all your pets and their details should automatically show up in your app. If not - please **let us know**.

Benefits of the App

- Request Medications and Foods
- Request Appointments and Vaccine Certificates
- Chat (text) with us during business hours
- Send selfies of your pets for social media
- Pay invoices securely online
- Receive notifications and reminders about your pets' health
- Earn loyalty paw prints which can be redeemed for discounted or free services
- More services are developed and released monthly!




Creekside
Animal Hospital & Wellness Center
180 Sagamore Pkwy W
West Lafayette, IN 47906

U.S. POSTAGE
PAID
LAFAYETTE, IN
PERMIT # 488
ZIP CODE 47905

Or Current Resident

Cat Care Feeding Tips

Stainless steel and ceramic bowls are ideal for food and water for your cat. Plastic bowls tend to hold odors and are often difficult to clean. Most cats prefer to eat from a shallow bowl and have the bowl not slide across the floor as they're eating.

Cat's LOVE fresh water, so be sure to change the water daily and wash the bowls thoroughly a few times a week. Water consumption is very important to our feline friends. Encourage drinking by allowing constant access and possibly even having water in multiple locations. A pet drinking fountain can be a good investment as most cat's love to drink moving water.



Canned diets have higher water content than their dry formulations. Cats with certain health conditions (kidney disease, diabetes, or lower urinary tract disease) require a higher-than-normal water intake. Feeding canned food to these cats can help alleviate some of their clinical signs and make them feel better. If your pet doesn't fit the above needs, we recommend feeding a dry kibble. This will provide better dental care for you feline friend.



Creekside
Animal Hospital & Wellness Center

New Year 2022

creeksideah@gmail.com
765-742-0140
creeksideah.com



In this Issue

- App Benefits
- Cat Feeding Tips
- Pet Emergency Kit
- Winter Safety Tips
- Saying Goodbye
- AND MORE!!!



Send us your email to receive reminders and newsletters digitally.

Emergency Kit for Your Pet

Do you have an emergency kit for your pet? If not, you should consider putting one together. You don't have to purchase anything expensive, but having a first aid kit at the ready can really help in times of need.

Always keep handy phone numbers for your veterinarian, the emergency clinic, pet poison control, etc. It is ideal to keep a copy of your pet's medical history. You may also want to have on hand a pet first aid book - you can find a good one through the ASPCA.

Sample Supplies:

- Absorbent gauze pads
- Adhesive tape
- Antiseptic wipes or spray
- OTC Antibiotic Ointment
- Cotton balls or swabs
- Gauze rolls
- Ice pack
- Non-latex disposable gloves
- Rectal thermometer
- Scissors (with blunt ends)
- Tweezers
- Sterile saline solution
- Self-cling bandage
- Ear-cleaning solution
- Nail clippers
- A pillowcase to confine your cat for treatment
- A pet carrier
- Nylon leash
- Muzzle or strips of cloth to prevent biting
- Penlight or flashlight
- Towels
- Blanket (a foil emergency blanket)



Winter Weather Safety Tips, cont...

- After your pet has been outside, wipe down their feet. They may track in chemicals and debris from outside. While doing so - check for cracks, bleeding, or accumulation of snow/ice between the pads.
- We don't recommend keeping any pet outside for long periods of time, but if you are unable to keep your dog inside during cold weather, provide them with a warm, solid shelter against wind. Space heaters and heat lamps should be avoided because of the risk of burns or fire.
- Stay away from frozen bodies of water. The ice may not hold your weight and if you and/or your pet go through the ice, it could be deadly.
- Even the smallest amount of anti-freeze can be deadly. Be sure to clean up any spills immediately. Block all access to medication bottles, household chemicals, potentially toxic foods such as onions, xylitol (a sugar substitute) and chocolate.
- Cats and other small mammals may seek warmth from your vehicle's engine. This can prove to be a deadly option on their part. Before getting into your vehicle, check around the engine, make some noise and/or honk the horn to give them a chance to get to safety.
- Prepare an emergency kit for you and your pet(s). Have enough food, water, and medicine on hand to get through at least 5 days.

Winter Weather Safety Tips

- Has your pet had their annual wellness exam yet? Cold weather may worsen some medical conditions such as arthritis.
- Watch your pet's body condition and keep them in the healthy range. Outdoor pets will require more calories in the winter to generate enough body heat and energy to keep them warm (this does not mean to keep them overweight).
- Consider a sweater or coat for your pet, but keep in mind that if they get wet, they will make matters worse. Also, make sure they fit properly for safety.
- Snow and ice can make it hard for a pet to find their way home. Make sure their collars fit appropriately and have your current contact details on them. A microchip is a more permanent means of identification.
- Cold tolerance can vary from pet to pet based on their coat, body fat stores, activity level, and health. Be aware of your pet's tolerance for cold weather and adjust accordingly.
- If your pet is whining, shivering, seems anxious, slows down, or stops moving, seems weak, or starts looking for warm places to burrow, get them back inside quickly because they are showing signs of hypothermia.

to be continued - next page

Saying Goodbye...

Knowing when to say goodbye is not easy. But here are a few tools to help you out.

Visit the below website for assessment tools and scales to help you determine if it is time. Also at that website there are pet parent support resources to help you through this time.

Lapoflove.com

As always, know that your veterinary team at Creekside is here to answer any questions and support your decision. Please do not hesitate to give us a call to discuss any concerns you may have.

Effects of Dogs on their Owners

- Dog owners have lower blood pressure than non-owners.
- Dogs can soothe owners and provide stress relief.
- Dogs help relieve depression by offering unconditional love and acceptance.
- When eye-to-eye contact is made with their dog, an increase occurs in a calming/bonding chemical called oxytocin in both humans and dogs.
- Talking about their dog is a great conversation starter to connect to other people.
- A study claims that a man's chances of getting a girl's phone number went from 10% to 33% just by having a dog with him!